

2024 Elantra Product Guide



Product Planning
Hyundai Auto Canada Corp.

[New for 2024](#)

[Product Overview](#)

[Packaging](#)

[Colour](#)

[Features & Specifications](#)

[Summary of Changes](#)

Introducing the new Elantra 2024



*international model shown

New for 2024

Product Overview

Packaging

Colour

Features & Specifications

Summary of Changes

E L A N T R A

1st

J1
(1990)

2nd

J2
(1995)

3rd

XD
(2000)

4th

HD
(2006)

5th

MD
(2010)

6th

AD
(2015)

7th

CN7
(2020)



Elantra	
Code Name	CN7 P/E
Production Location	Asan, Korea
SOP	ICE: July 31, 2023 Hybrid: Nov 1, 2023 N-Line & N: Nov 30, 2023













2024 Elantra - Product Guide



New for 2024

Product Overview

Packaging

Colour

Features & Specifications

Summary of Changes

Packaging changes

ITEM	23MY	CHANGE TO '24MY	Notes
Interior			
Seating surfaces	Leather seating surfaces	Leatherette seating material	On Luxury & Luxury-HEV
Front USB ports	One Type-A	Become a Type-C, for 2 in total	All trims
Exterior			
Headlights	Projection headlamps	LED (MFR)	On all trims, except N-Line
Alloy wheel	16" Alloy	17" Alloy	On Preferred-Tech package
Safety & Infotainment			
Keyfob	-	New design	On all trims
Digital Key 2.0	-	New technology feature	On Luxury, Luxury-HEV & N-Line
Audio system speakers	4	6	Essential, Preferred & Preferred-Tech
Rear Seat Belt Reminder	-	New safety feature	On all trims
2 rear center console USB Type-C ports	-	New technology feature	On all trims
ISLA (Intelligent Speed Limit Warning & Assist)	-	New technology feature	On all trims
Rear seat-mounted side-impact airbags	-	New safety feature	On all trims
LKA - Lane Keeping Assist Line/Road-edge	-	Road-edge added	On all trims
Parking Distance Warning – Reverse & Parking Collision-Avoidance Assist – Reverse	Standard	Deleted	On Luxury-HEV



24MY	Elantra	
Exterior	<ul style="list-style-type: none">• More aggressive front and rear bumpers• Aerodynamic optimization with new air vent integrated in front bottom bumper• New alloy wheels	<ul style="list-style-type: none">• Front fenders• Front grille• Headlights and DRLs



24MY	Elantra (CN7)
Interior	<ul style="list-style-type: none">Interior door panel new materialDashboard new materialFront USB Charger (Type-A → Type-C)
Technology / Safety	<ul style="list-style-type: none">2 new rear USB Type-C ports2 new rear side airbagsNew Digital Key 2.0

2024 Elantra - Product Guide



New for 2024

Product Overview

Packaging

Colour

Features & Specifications

Summary of Changes

Key Selling Points



Bold and Dynamic Design

- Design finished with rich volume and sensuous lines
- Robust appearance with parametric-pattern wide cascading grille
- Standard LED daytime running lights, and LED headlights (MFR)
- Low and wide, driver oriented interior structure with futuristic displays



Performance and Fuel Efficiency

- Three different powertrains :
 - Standard 2.0L MPI w/IVT
 - 1.6L GDI HEV w/6-Speed DCT
 - 1.6L Turbo GDI w/ 7-speed DCT



Advanced Safety Features

- Forward Collision-Avoidance Assist w/ Pedestrian Detection
- Blind-Spot Collision-Avoidance Assist and Rear Cross-Traffic Collision-Avoidance Assist
- Lane Keeping Assist & Lane Following Assist
- Safe Exit Warning & Rear Occupant Alert
- Driver Attention Warning
- Highway Driving Assist
- Adaptive Cruise Control with Traffic Stop & Go
- 8 airbags
- ISLA (Intelligent Speed Limit Warning & Assist)
- Rear Seat Belt Reminder



Technology & Connectivity

- 10.25" Wide Screen Navigation System
- Wireless Android Auto™, Apple CarPlay™ (Not available on with 10.25" Navigation)
- 10.25" Fully Digital TFT LCD instrument cluster
- Blue Link® Connected Car System
- Bose® Premium Audio with 8-speakers
- 2 rear center console USB Type-C ports

MY24 Elantra competes in the compact segment with volume leaders.

Primary Competitive Set



▼ **Toyota Corolla**



▼ **Honda Civic**



▼ **Nissan Sentra**

Secondary Competitive Set



▼ **VW Jetta**










▼ **Kia Forte**



▼ **Mazda3**

Elantra take place amidst significant competitor activity in the segment

Models	2023MY	2024MY	2025MY	2026MY
Elantra 		P/E Q3 '23		All-New Q3 '25
Corolla 	Minor update (2.0L now standard) Q3 '22	Minor Change (new 1.4L GTDI) Q4 '23		Major Change Q3 '25
Civic 			Minor Change Q3 '24	
Sentra 	Minor Change Q3 '22	New Model (add 1.5T I-3 engine) Q3 '23		Major Change Q3 '25
Forte 			All-New Q3 '24	
Mazda3 			Major Change Q3 '24	
Jetta 	Minor Change Q2 '22		Major Change Q3 '24	

* Source: AutoSource Mar '23

Front View



Parametric-pattern Wide Cascading
Grille

Standard MFR-LED Headlights
(Available Projector Type)

Standard LED Daytime Running Lights

Profile View



Available 15", 16", 17"
& 18" Alloy wheels

Side Body with Sculpted Parametric
Surfaces

Two-Tone Outside Mirrors with
Available Turn Signal Indicators

Rear View



Available 'H' Design Motif
Rear LED Taillights

Coupe-Like Rear Glass with
Black Deck Garnish

3-Dimensional Appearance Bumper
Garnish

Lighting System Composition

FRONT



- LED Side Mirror Turn Signal Indicator
- LED Turn Signal Indicators
- LED Daytime Running Light
- LED Headlight

REAR



- CHMSL
- LED Inner Accent Lighting
- Backup Light
- LED Taillight
- LED Brake Lights
- LED Turn Signal Indicator
- Reflector

**Illustrations show LED Projector type.*

Rear Lighting System

Standard (Non-LED)

Essential, Preferred & Preferred-Tech

Stop / Tail lamp (Bulb)

Tail lamp (Bulb)

Turn-signal lamp
(Bulb)

Backup lamp
(Bulb)

Optional (LED + Bulb)

Luxury & Luxury-HEV

Stop (Bulb)

Tail lamp
(LED)

Dummy

Tail lamp (LED)

Turn-signal lamp
(Bulb)

Backup lamp
(Bulb)

Optional ("Full" LED)

N-Line Ultimate

Stop (LED)

Stop (LED)

Tail lamp
(LED)

Tail lamp (LED)

Turn-signal lamp
(Bulb)

Backup lamp
(Bulb)

※ Optional rear lamp featured



The tail lamp, which shaped Hyundai's 'H' as a design motif, creates a strong visual identity and high-tech image.

Exterior Highlights

Cascading Grille Design



Signature front LED Lighting **NEW**



Bold On-Road Premium Presence



Signature rear LED Lighting



Aerodynamic insert **NEW**



Unique Side Design



The Elantra comes with many different wheel designs.

15"	16"	17"	18"
			TBC
Essential	Preferred	Preferred-Tech, Luxury & Luxury-Hybrid	N-Line Ultimate

**Illustrations for reference only. May not detail actual wheel finish.*


Interior Concept : Driver-Oriented Structure



Streamliner

“Driver Oriented Structure”

- ✓ Lateral support
- ✓ Driver focus
- ✓ Wide and Low
- ✓ Spread from wheel



Interior



Available 10.25-inch Supervision Cluster
& 10.25-inch Navigation

Apple CarPlay & Android Auto

Available Customizable Ambient Lighting
(64 Colours)

Elantra Interior Highlights

Available Premium
Leatherette Seating

NEW



New soft touch dash &
door trim surfaces materials

NEW



Panoramic curved
integrating 2 displays



Standard 1 new front Type-C
USB port

NEW



Available adjustable depth
front cup holders



Available expanded
Ambient Lighting



Elantra’s interior offers several seating differences to customers

Comfortable entry-level clothing surfaces material	Available Premium clothing surfaces material	Available Leatherette in 2 colours	Leather seats
			
Essential	Preferred & Preferred-Tech	Luxury & Luxury-Hybrid	N-Line Ultimate

Elantra is packed with the latest Technology features

Available 10.25" Touchscreen Navigation



Available 10.25" Digital Instrument Cluster



Standard 4.2" LCD Cluster display



Available Bose Premium Audio



Available Digital Key 2.0



Available Wireless Phone Charger



Elantra features come in various forms of connectivity for smartphones & other devices

***Pictures for reference only*

Apple CarPlay & Android Auto



Available Digital Key 2.0 **NEW**



Available New design keyfob **NEW**



2 new rear USB Type-C Charge Ports **NEW**



Available Bluelink Connected Car Enhancements

Bluelink



Advanced Safety Technology features

**Pictures for reference only*
**Features availability depends of trims*



Elantra is equipped with an available fully digital 10.25" cluster

Two different versions of information cluster displays

- Standard 4.2" color TFT LCD cluster
- Advanced 10.25" color FULL TFT LCD cluster
 - Signature 10.25" Full TFT Cluster
 - Provides various view mode and design differentiation through driving mode interlocking mood lighting



[Standard 4.2" cluster]

Design concept

- Increased differentiation between trims
- Enhanced graphics perception



[Advanced 10.25" Full TFT cluster]

HVAC Controls

3-Step Controllable AUTO Blower



3 levels of airflow intensity can be selected during air conditioning AUTO mode, improving comfort and convenience



- Step 3 (Air Flow Range : Stage 1 ~ 8)
- Step 2 (Air Flow Range : Stage 1 ~ 6)
- Step 1 (Air Flow Range : Stage 1 ~ 4)



Manual climate control

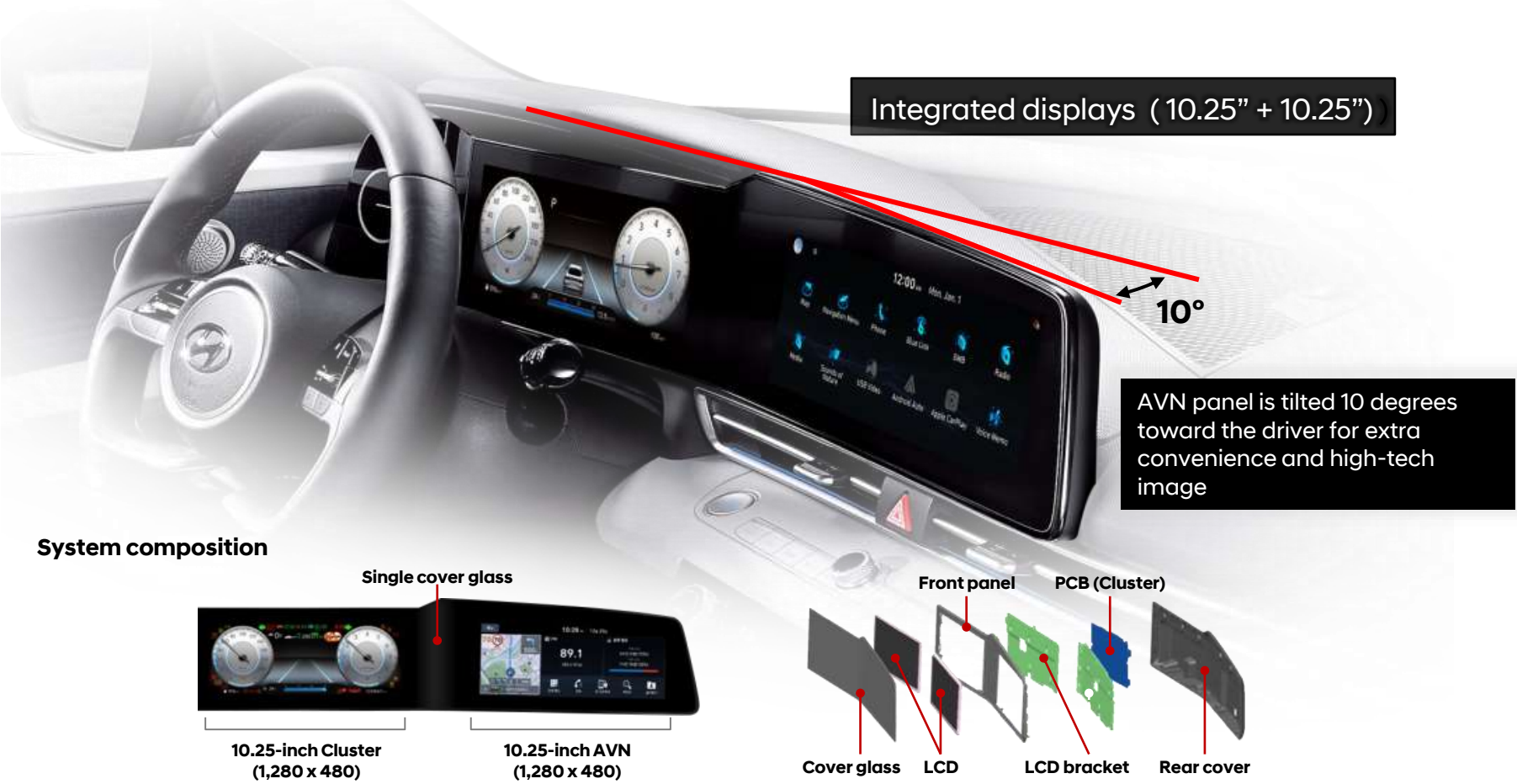
Remote Key Air Conditioning



Users can pre-warm or pre-cool the cabin by operating the air conditioner with the Bluelink before boarding the vehicle


Integrated Displays - Navigation / Infotainment System

Full colour TFT-LCD cluster and AVN integrated display under single cover of glass give innovative and high-tech look.



Bose™ is a technology that analyzes digital audio files during play and “rebuilds” much of what was lost in compression.

Available BOSE Premium Sound System



The premium sound system combines the optimally tuned 8 high-performance speakers and subwoofer based on BOSE's unique sound technology of BOSE.

Speaker locations shown for illustration purposes only

BOSE DSC (Dynamic Speed Compensation)

- Sound source is analyzed and corrected according to driving speed



DSC OFF



DSC ON

Elantra Wireless Option Systems

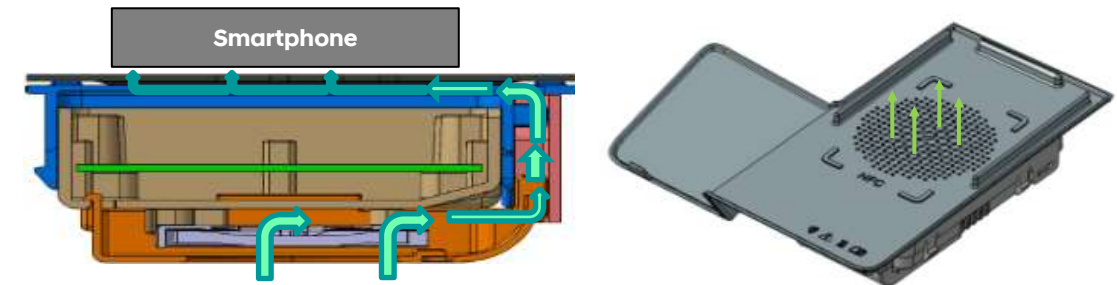
Digital Key 2.0

- Vehicle Lock/Unlock via Smartphone NFC
- Start engine and operate vehicle by placing phone on wireless charger
- Share Digital Key with family and friends for vehicle access*
*(*Digital Keys can only be shared within same manufacturing devices)*



Wireless Device Charging

- Great charging power that reduces charge time
- Application of cooling fan to minimize smartphone heating
- Built-in NFC module to support Digital Key authentication



<Air circulation structure>

Customers interior convenience option systems

Available Interior Ambient Lighting

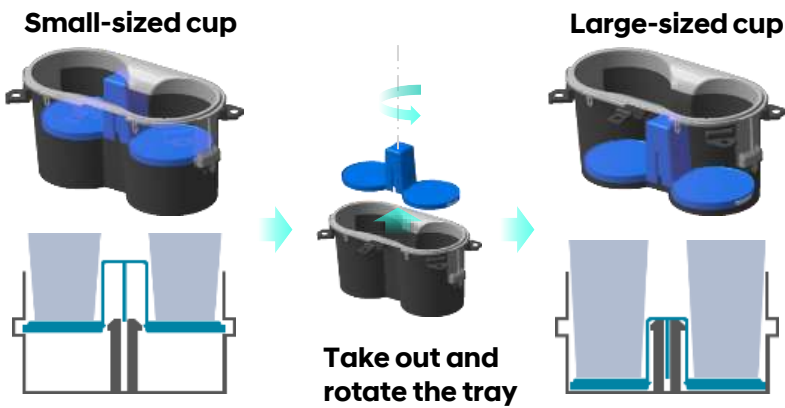
Combined with Navigation



DMS mode	Illumination colour	
	Default	Settings
ECO	Green	Custom
NORMAL	White	
SMART	Blue	
SPORT	Red	

DMS-linked lighting colour change function is applied to direct lens type mood lamp that actively implements lighting colour, and it is automatically changed to the designated colour according to driving mode.

Available Cup Holder with Rotate-fixing Plate



This feature offers improved storage convenience greatly by the removable plate which can be rotated 180 degrees to adjust the height of the tray to suit the size of small or large-sized cups.

Bluelink[®] Enhancements

Bluelink[®]




Remote Vehicle Status Enhancements

- Fuel Level
- Battery Health
- Vehicle Health check
- Vehicle Range approximation
- Locate Vehicle functionality
- Unlocked Door / Open Window reminder notifications after vehicle turned off

Remote Start Enhancements

- Remote Heated Seats
- Automatic profile selection & loading
- Integrated Memory System activation w/profiles





Hyundai provides 3-years of complimentary connected vehicle services as part of the vehicle purchase.

SAFETY & SECURITY	Automatic Collision Notification	In the event of collision, the vehicle will automatically call for help and transmit vehicle GPS location information.
	SOS Emergency Assistance	Help is just a button push away. Press the button on the rear-view mirror or overhead and help will be available 24/7, 365 days a year.
	Roadside Assistance	Help is just a button push away. Press the button on the rear-view mirror or overhead and help will be available 24/7, 365 days a year.
REMOTE CONTROL	Remote Engine Start	Start the vehicle remotely via mobile app, set the engine timer, and set cabin temperature on both hot and cold days.
	Remote Heated Steering Wheel	Want extra warmth when you enter the vehicle? Turn on the heated steering wheel remotely via mobile app.
	Remote Door Lock/Unlock	Lock/unlock the vehicle remotely via mobile app. You can conveniently do so wherever you are.
	Vehicle Status	Check your vehicle's status including if your engine is on or off, whether your doors are locked or unlocked, and the range you have available.
	Remote Horn/Light	Turn on horn or lights remotely via mobile app. You can conveniently find you vehicle in a huge parking lot.
	Find My Car	Mobile app also shows the GPS location of the vehicle on the map. No need to wander around parking lot.
REAL-TIME VEHICLE CARE	Automatic Vehicle Diagnostics	Every time you start the vehicle, Bluelink will diagnose the vehicle and notify the driver on major issues.
	Maintenance Notification	Bluelink will notify the user via email or mobile app when it is time for maintenance.
	Monthly Vehicle Report	Every month, user will receive vehicle health evaluation of key performance systems to your email or mobile app.
GOOGLE NAVIGATION ASSISTANCE*	Google Voice Local Search	Use your voice to find an address, point of interest or category quickly and easily. *Navigation equipped models only

Elantra offers passengers a roomier experience with a spacious interior



Dimensions (mm.)	24MY Elantra	Difference	MY23 Elantra	MY23 Corolla	MY23 Sentra	MY23 Civic	MY23 Mazda3
Length	4,710	+35	4,675	4,630	4,640	4,655	4,661
Width	1,825	-	1,825	1,780	1,816	1,801	1,797
Height	1,415 (1 420-HEV)	-	1,415	1,435	1,448	1,415	1,445
Wheelbase	2,720	-	2,720	2,700	2,711	2,735	2,726

Source : AutoSource – Apr 23'

The Elantra offers passengers a roomier experience with a spacious interior



Dimensions (mm.)	Row	Elantra MY24 (CN7 PE)	Civic MY23	Corolla MY23	Sentra MY23	Mazda3 MY23
Leg Room	1 1 st	1,074	1,073	1,073	1,117	1,074
	2 2 nd	964	949	883	882	891
Head Room (w/ Sunroof)	3 1 st	1,030 (989)	998	973	988	964
	4 2 nd	947	942	942	932	946
Shoulder Room	5 1 st	1,434	1,447	1,372	1,432	1,439
	6 2 nd	1,412	1,447	1,313	1,385	1,359

Source : AutoSource – Apr 23'

2024 Elantra competitive total interior volume



	Elantra MY24	Civic MY23	Corolla MY23	Sentra MY23	Forte MY23
Passenger Volume (L)	2,815	2,803	2,508	2,720	2,718
Cargo Volume (L)	402	419	370	449	434
Total Interior Volume (L) = Passenger + Cargo	3,217	3,222	2,878	3,169	3,152
EPA Size Classification	Midsize	Midsize	Compact	Midsize	Compact

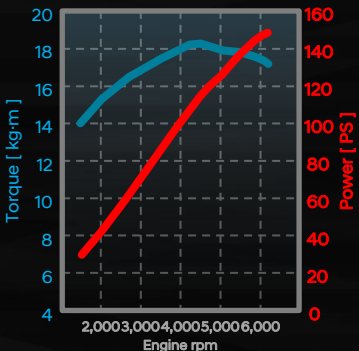
Source : AutoSource – Apr 23'

Smartstream 2.0L MPI Atkinson engine

Smartstream 2.0 MPI Atkinson

Mated with IVT

Output **147** HP @ 6,200rpm
Torque **132** Lb.-ft. @ 4,500rpm



Improved Smartstream engine that maximizes fuel efficiency through design improvement

Core feature

Cooling system improvement
(Fuel efficiency improved)

Electronically controlled continuous variable oil-pump
(Fuel efficiency improved)

Smartstream hybrid 1.6L GDI engine

Smartstream 1.6 GDI HEV
Mated with 6-Speed DCT


Combined
Total Output

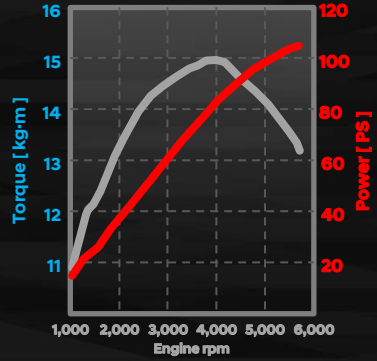
139 HP

Combined
Total Torque

195 Lb.-ft.

Includes 32
kW
Electric motor





Engine rpm	Torque [kg-m]	Power [PS]
1,000	11.5	20
2,000	14.0	45
3,000	15.0	75
4,000	15.1	95
5,000	14.5	110
6,000	13.2	115

Improved Smartstream engine that maximizes fuel efficiency through design improvement

Core feature

Atkinson cycle applied

OCV integrated CVVT

Cooled EGR system

Transmission, the 2.0L Atkinson engine features a Smartstream Intelligent Variable Transmission (IVT).

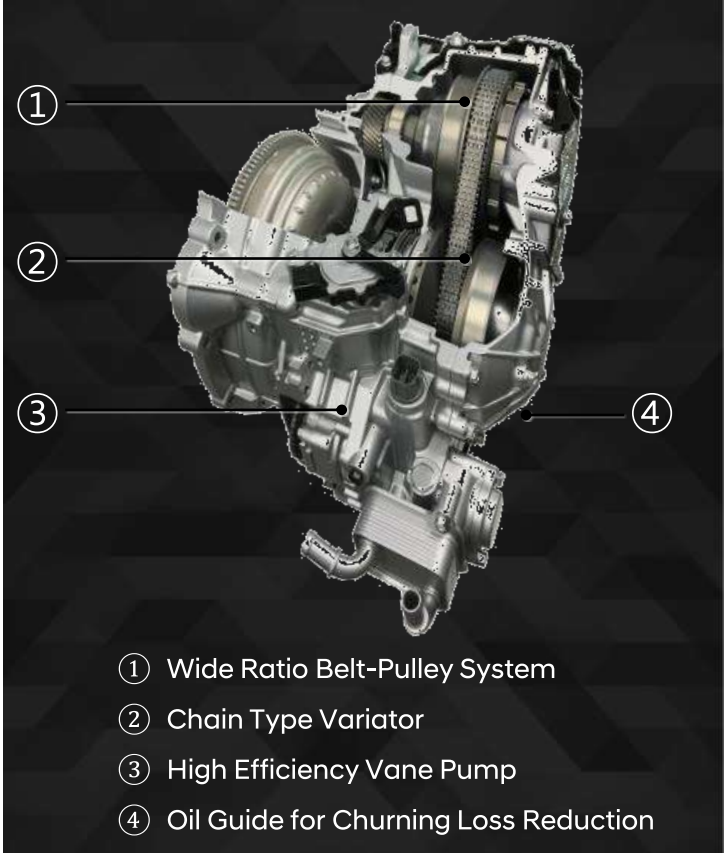
Next Generation Intelligent Variable Transmission

Intelligent Variable Transmission (IVT) which delivers best-in-class efficiency, utilizing HMG's own proprietary technology.

IVT helps improve Elantra's already impressive fuel economy. In addition, the shift programming allows the driver to enjoy crisp acceleration and shift response in all driving conditions.


- Performs continuous shifts by modulating pulley pressure according to driving conditions
- Increased gear ratio coverage compared to competitor's IVT's
 - Improved fuel economy at higher gear ratios
 - Improved performance at lower gear ratios

Transmission	Smartstream IVT
Torque Capacity	18.3kgf.m
Ratio coverage	7.0
Dry Weight	67.8kg
Overall Length	351mm
Major Features	<ul style="list-style-type: none">• Wide ratio chain-pulley system• High efficiency chain belt & Vane type pump



Hybrid Transmission, the hybrid 1.6L engine features a (DCT) Dual Clutch Transmission

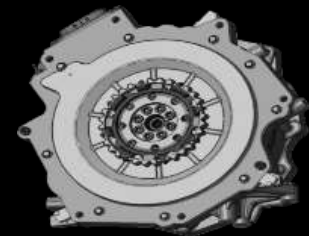
High-voltage battery



- Improved efficiency and weight by applying DSC(double sided cooling) power module
- Space utilization maximized by mounting under the 2nd rows seat

Battery type	Lithium-ion polymer
Nominal voltage /Capacity	240V /5.5Ah (1.32kWh)
Max. power output	42kW

Drive Motor



- Maximization of efficiency through system improvements such as bobbins, electrical steel sheets, permanent magnets, and bearings
- Improved NVH by optimizing the shape of parts

Max. power	32kW
Max. torque	170Nm
Motor efficiency	95.0%

HSG (Hybrid Starter & Generator)

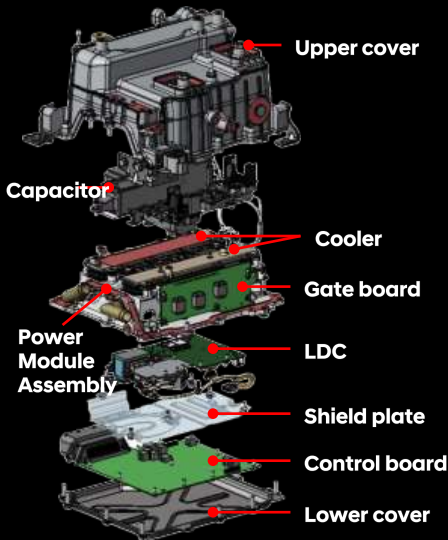


- High efficient PMSM-type generator (High torque in low-speed /High output in high-speed)
- NVH reduction design minimizes vehicle noise during startup and charging

Max. power	8kW
Max. torque	35.3Nm

HPCU

- Improved efficiency and weight by applying DSC(double sided cooling) power module
- LDC topology improves output density and efficiency



Input voltage (V)		160 ~ 275.2
Max. Power (kW)	Motor	32
	HSG	8.0
Max. Current (A _{rms})	Motor	220
	HSG	125
Cooling		Water-cooled

Motorisation competitive

Elantra’s engine delivers a competitive output among key segment players

	Elantra 2.0L MY24	Elantra 1.6L HEV MY24	Elantra 1.6L Turbo MY24	Civic MY23	Corolla MY23	Sentra MY23	Mazda3 MY23
Displacement	2.0L	1.6L	1.6T	2.0L	2.0L	2.0L	2.0L
Horsepower @ RPM	147 @ 6200	104 @ 5,700	TBC	158 @ 6,500	169 @ 6,600	149 @ 6,400	155 @ 6,000
Torque (lb.-ft.) @ RPM	132 @ 4500	108 @ 4000	TBC	138 @ 4,200	151 @ 4,800	146 @ 4,400	150 @ 4,000
Transmission	Smartstream IVT	6-Speed DCT	7-Speed DCT	CVT	CVT	CVT	6-speed AT
EPA Fuel economy (combined)	6.5L/100km	4.7L/100km	7.6L/100km	6.9L/100km	6.8L/100km	7.1L/100km	7.7L/100km

Source: AutoSource-Apr.2023 & Manufacturer Websites

Elantra NVH

Dynamic handling and driving comfort provide optimum ride and handling performance

Dynamic handling

Offering a dynamic handling and light driving performance through improved responsiveness



Ride comfort

Enhancing driving comfort by enhanced system performance of suspension and its tuning maturity

Front Suspension (McPherson Strut)

1 Subframe (with front structure)

- Solid 6-point mounting (Include 2-point plastic bush)
- Front structure added

2 Axle assembly (Improved geometry)

- 3rd gen. wheel bearing
- Reduced span of strut mount

3 Stabilizer-bar assembly

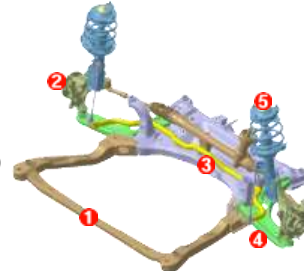
- Reposition to the front of the gearbox

4 Lower-arm

- PNL material (80K 3.5T)
- Improved steering stability with high compression outer iron for A-point bush-
- Press-fit ball joint for A-point

5 Tilting-type strut bearing

- Tilting-type strut bearing
- Dual path insulator
- $\Phi 50.8$ of outer diameter
- Conventional Valve (LVC)



Rear Suspension (Coupled Torsion Beam Axle)

1 3rd Gen. hub-bearing

- Prevention of foreign substances from entering / corrosion in the tone wheel part
- Sealed magnetic encoder on front/rear wheels

2 Rear-mounted upright shock absorber

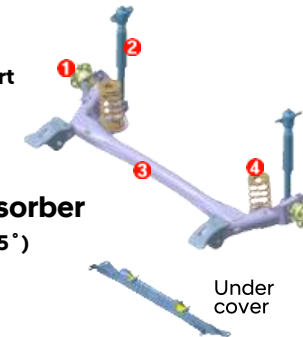
- Reduced insulator mounting angle ($50^\circ \rightarrow 35^\circ$)
- Fixed dust-cover insulator
- $\Phi 38.1$ of shock-absorber outer diameter
- Conventional Valve (LVC)

3 CTBA

- Chassis bracket-type trailing-arm mounting
- Arched tubular beam (M-U forming)
- Undercover for better fuel economy

4 Rear spring

- Both ends Pigtail-type



NVH & Suspension

① 3rd gen. hub bearing



- Prevents foreign substances from entering the tone wheel and corrosion
- Magnetic encoder seal applied (Front/Rear)

② Rear Spring

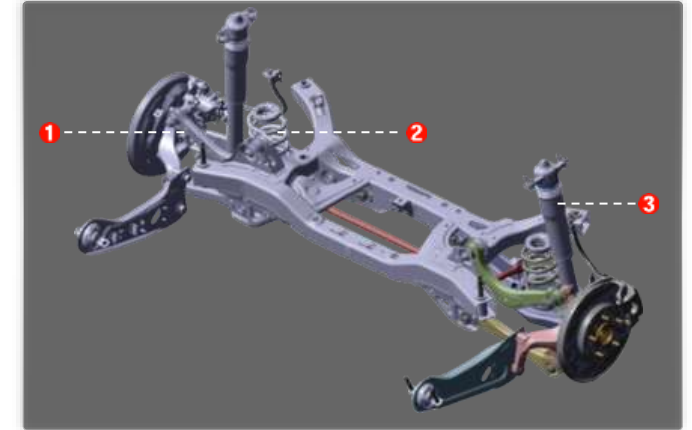


- Pigtail-shaped on both ends
- Newly designed upper & lower pad applied


③ Upright-type shock-absorber



- Reduced insulator mounting angle (50 → 35°)
- Insulator fixed dust cover applied
- RS (Retainer Sandwich) valve applied to improve the ultra-low damping force



High frequency noise countermeasure by optimizing sound absorbing and insulating material



Average thickness
Elantra 20.3mm



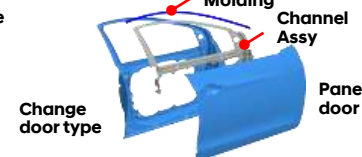
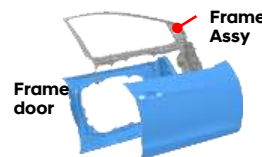
application of handpiece
Dual structure grommets



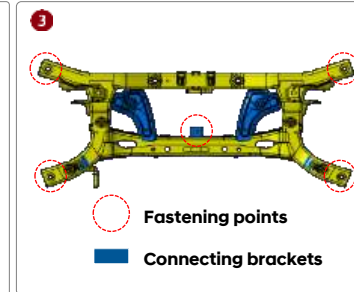
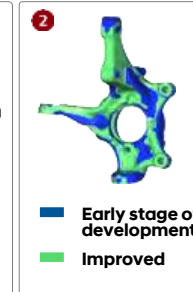
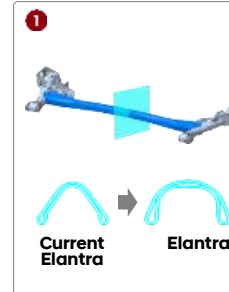
Improved engine room penetrative noise by increasing dash ISO pad thickness

Hood weatherstrip endpiece and dual structure wiring grommets

Improved shielding by changing door type (improved rigidity)



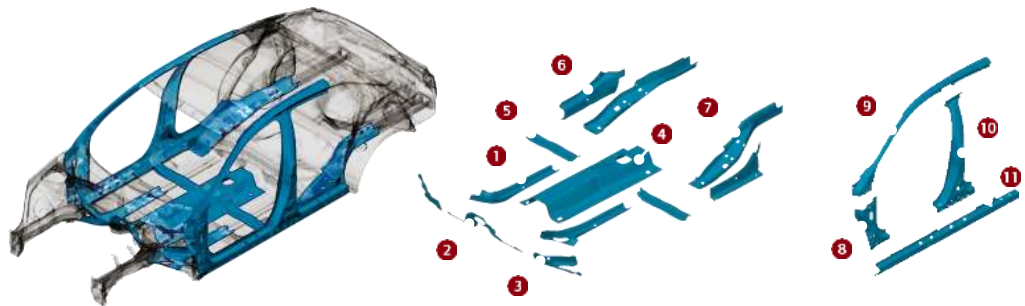
High frequency noise countermeasure by optimizing sound absorbing and insulating material



- ① CTBA's beam type change improves vibration mode
- ② Improved vibration mode through knuckle shape optimization
- ③ Improvement of rear cross member's structural stiffness (N-line Model only)

NVH Improvements - Body Structure & Strength

Vehicle body structure that secures high level of safety in its class by improving the average body strength.

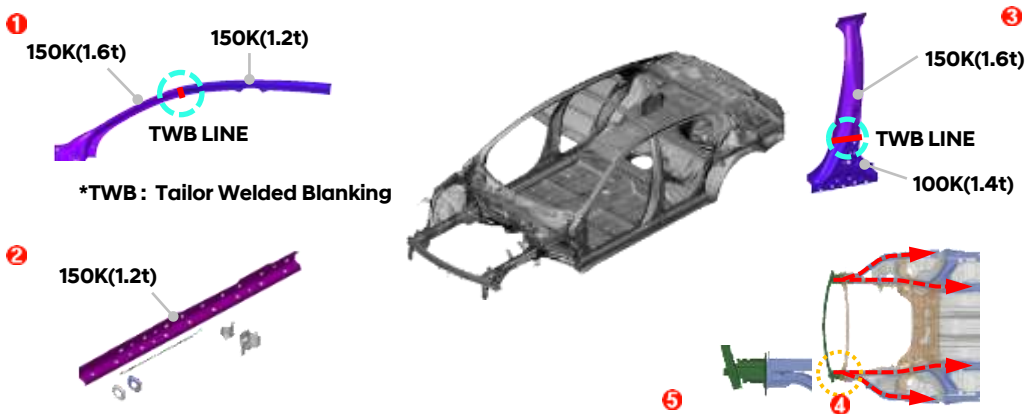


Strengthen skeletal member to protect cabin in case of collision
(150K class application rate increased by 15.5%)

Hot-stamping (150k) processed parts


System	Parts	Amount	remark
Under body	1 Front side rear lower member	2	
	2 Dash center cross member	1	
	3 Dash cross side member	2	
	4 Center floor center panel	1	
	5 Front seat cross rear member	2	
	6 Side sill inner rear panel	2	
	7 Rear floor side member	2	
Upper body	8 Front pillar outer lower reinforcement	2	
	9 Roof side outer reinforcement	2	
	10 Center pillar outer reinforcement	2	
	11 Side sill outer reinforcement	2	Cold
Total parts used		20	

- 1 TWB hot-stamping method applied to roof rail outer
- Weight reduction through component integration
- 2 150K cold rolled steel plate applied side sill
- Improved collision performance and structural simplification through strengthening of stiffness
- 3 TWB hot-stamping method applied to center pillar outer
- Number of components and process reduction through the integration of different rigidity parts by adopting TWB process
- 4 Dual-member structure on front side
- Connectivity enhancement of side member's front end
- 5 Application of front structure to chassis frame
- Collision energy dispersion effect by front structure



Chassis - The compact K Platform

Safety




Double-box Frontal Structure

Secure stable frontal collision performance by applying multiple load path

- Strengthen member connection structure by applying a double-box structure
- Frontal structure is added on front wheel sub frame


Style




Improved exterior design proportions

- Bold and innovative sporty design with improved engine room/underbody platform
- Platform structure with increased overall width and tire spec

Ride & Handling



Solid mounting
Upwarded gearbox



Stopper integrated Bush mount


Performance enhancement of chassis

- Steering feel improved by the repositioning of steering gearbox
- Steering response improved by optimal mounting structure of suspension

Space

Interior space enhancement

- 60mm increase in space between front and rear seating positions
- Improved platform underbody with 20-25mm lowered seating position reflecting low height concept



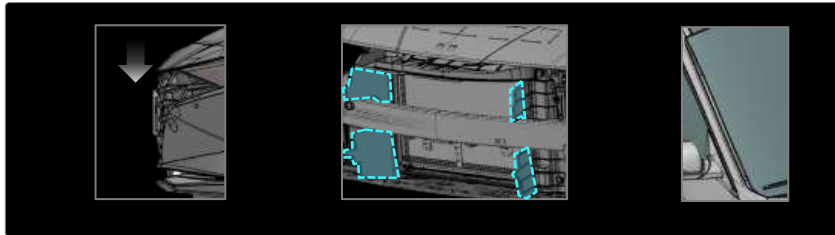
3rd Gen. K-Platform

Aerodynamic

Aerodynamic friendly design improves fuel efficiency and high-speed driving stability

Body cooling improvements

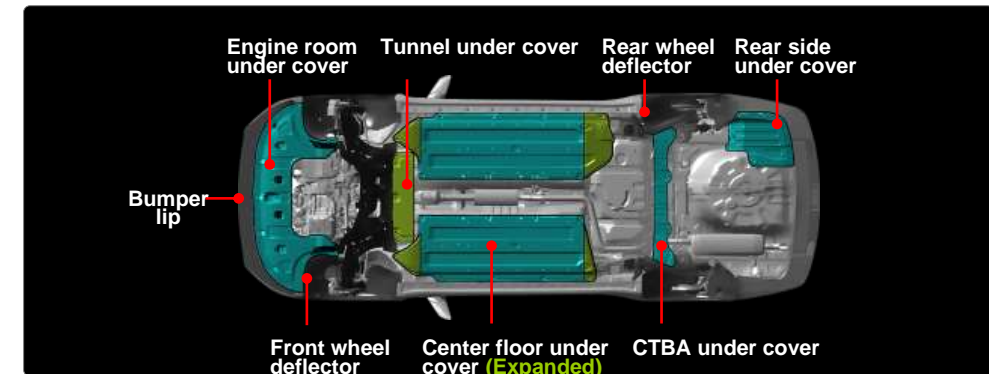
- Variable A-pillar molding (Improved air flow)
- Air Guide Extension (Improved cooling air flow)
- Lower front-end height (Front air resistance improvement)



Air resistance is reduced through various aerodynamic design

Underbody Improvements

- Air resistance is minimized with larger tunnel under cover & expanded center floor under cover



Hyundai SmartSense

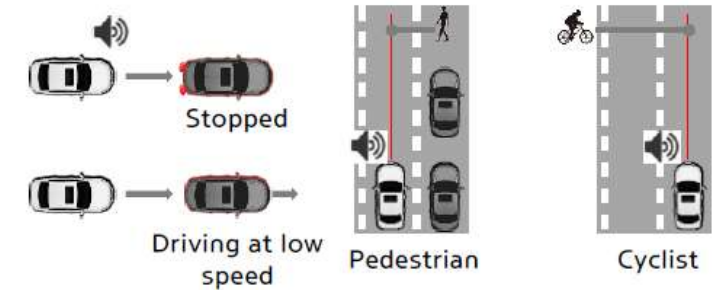
● Standard

Feature	Name	Essential	Preferred	Preferred w/Tech	Luxury	Luxury HEV	N-Line Ultimate
Forward Collision	Forward Collision-Avoidance Assist (FCA) w/Ped & Cyc	●	●	●	-	-	-
	Forward Collision-Avoidance Assist (FCA) w/Ped/Cyc/JX	-	-	-	●	●	●
Blind Spot	Blind-Spot Collision-Avoidance Assist (BCA)	-	●	●	●	●	●
Lane Guidance	Lane Keeping Assist (LKA), Lane Following Assist (LFA)	●	●	●	●	●	●
High Beam	High Beam Assist (HBA)	●	●	●	●	●	●
Driver Attention	Driver Attention Warning (DAW)	●	●	●	●	●	●
Safe Exit	Safe Exit Warning (SEW)	-	●	●	●	●	●
Smart Cruise	Smart Cruise Control with Stop & Go (SCC)	-	-	-	●	●	●
Assisted Driving	Highway Driving Assist (HDA)	-	-	-	●	●	●
Rear Cross Traffic	Rear Cross-Traffic Collision-Avoidance Assist (RCCA)	-	●	●	●	●	●
Rear Occupant	Rear Occupant Alert (ROA)	●	●	●	●	●	●
Parking brake	Electronic Parking Brake w/autohold	-	-	-	●	●	●

Forward Collision Avoidance Assist System Enhancements

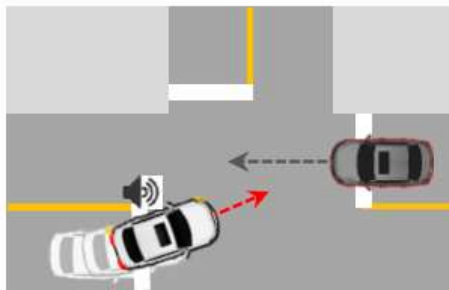
Forward Collision-Avoidance Assist

- FCA includes a suite of high-tech preventive safety systems that consider the safety the vehicle, oncoming vehicles, pedestrians, and cyclists.
- Hardware includes:
 - Front view camera
 - Front radar / front corner radar / rear corner radar
- Comprehensive monitoring and warning of potential collisions and assists in avoiding collisions. Vehicle systems will apply the brakes, if warranted.

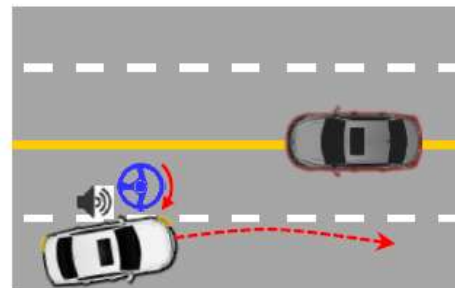


〈Operating Scenario〉

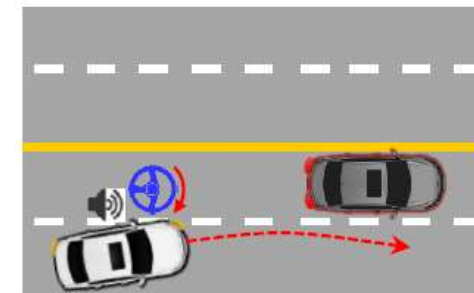
Junction Turning



Lane-Change Oncoming



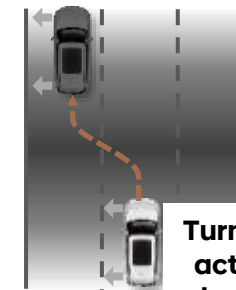
Lane-Change Side



Highway Driving Assist

Highway Driving Assist

- Keeps a set distance from the preceding vehicle and centers vehicle in the lane
- Responds to vehicles that cut in while driving at low speeds
- Adjusts position in the current lane when a vehicle in the adjacent lane drives too close

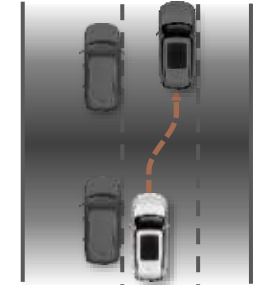


Turn-signal
activated
by driver

Lane Change



Cut-in



Lane placement

2024 Elantra - Product Guide



New for 2024

Product Overview

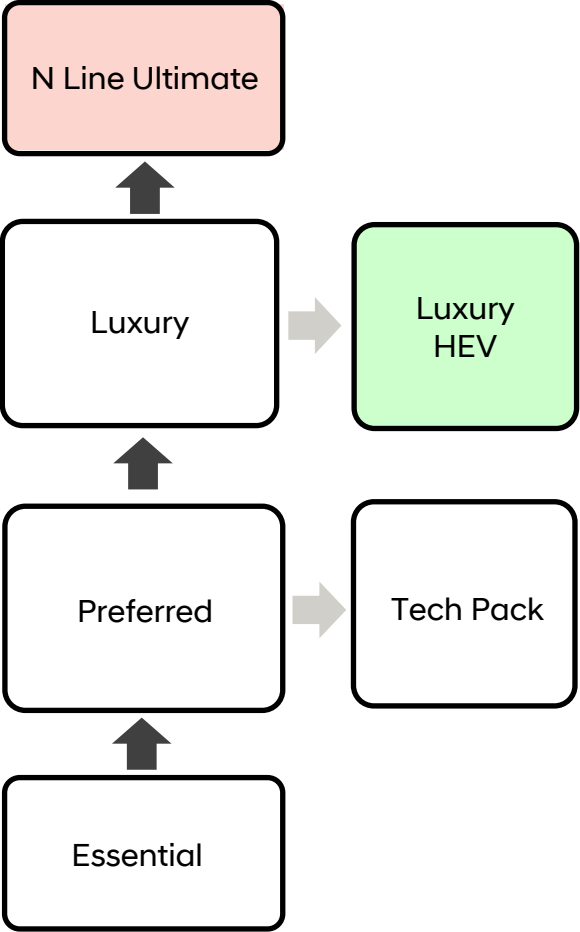
Packaging

Colour

Features & Specifications

Summary of Changes

2024 Elantra delivers four well-equipped trims, with optional package on Preferred (Tech pack) & Luxury (HEV)



N Line Ultimate - Sporty version with a turbo and no compromises

Luxury Hybrid - Standalone trim for our green customers

Luxury - Welcomes luxurious esthetics and more high-tech features

Preferred w/Tech package – Standalone with tech-savvy features

Preferred - Volume trim with no-compromise options loved by customers

Essential - All the essential features for a comfortable and safe drive

Key Selling Points by Trim

Essential	Preferred	Preferred w/Tech Package
LED headlights (MFR) & LED DRL	Blind-spot Collision Avoidance Assist Rear w/RCCA	Power tilt-and-slide sunroof
8" display audio w/6-speakers	Proximity key w/push-start	Bluelink telematics & SiriusXM
Android Auto & Apple CarPlay (wireless)	Remote engine start	10.25" full digital integrated cluster
Heated exterior mirrors	Heated steering wheel	10.25" touchscreen navigation
2 rear center console USB Type-C ports	Safe Exit Warning	Ambient interior lighting
Luxury	Luxury-HEV	N-Line Ultimate
Electronic Parking Brake (EPB) w/autohold	Same great equipment as Luxury trim, plus:	Premium exterior accents and lighting
LED mirror-mounted turn signals	1.6L hybrid w/32kW electric motor	7-speed DCT
Adaptive Cruise Control w/traffic stop & go	6-speed EcoShift Dual-Clutch Transmission	Chrome dual-tip exhaust outlet
Wireless charging pad	Multi-link rear suspension	LED taillights & LED dual projection headlights
Digital Key 2.0	Driver's auto-up window w/safety	Sport-tuned suspension & steering

Essential

Mechanical

- 2.0L Atkinson 4-cyl. Engine
- IVT auto transmission w/drive mode select
- Engine idle stop & go
- Conventional Cruise Control
- Front suspension MacPherson Strut with Coil Spring
- 4-wheel disc brakes and ABS

Safety

- Forward Collision-Avoidance Assist with ped/cyc (FCA)
- Rear Seat Alert
- Compact Spare Tire
- Tire Pressure Monitoring System w/individual position display
- Lane Following Assist (LFA)
- Driver Attention Warning (DAW)
- Anti-theft security system
- Rear view monitor with dynamic guidance (RVM)
- Advanced dual front airbags
- Front & **Rear** seat-mounted side-impact airbags
- **Rear Seat Belt Reminder**
- Lane Keeping Assist (LKA) Line/**road-edge w/haptic feedback warning**
- **ISLA (Intelligent Speed Limit Warning & Assist)**

Exterior

- 15" alloy wheels
- High Beam Assist w/automatic on/off headlight control
- **LED headlights (MFR)**
- Black painted front grille
- LED Daytime Running Lights (DRLs)
- Bodycolor heated power mirrors
- Solar front and rear glass
- Acoustic laminated windshield

Interior / Convenience

- 6-way manual adjustable driver's seat
- Front seats headrest up/down
- Driver's auto/down window
- Air conditioning
- Heated front seats

Multimedia/Technology

- 8" display audio **w/6-speakers**
- Android Auto & Apple CarPlay (wireless)
- Bluetooth w/voice recognition
- 4.2" LCD cluster display
- Steering wheel mounted audio, cruise & phone controls
- 12V power outlet
- **2 rear center console USB Type-C ports**
- Front console (**1 type-C USB port**)

Changes/New for MY24

Preferred

Includes Essential content, plus:

Exterior

- 16" alloy wheels

Interior/Convenience/Safety

- Blind-spot Collision Avoidance Assist Rear w/RCCA
- Safe Exit Warning
- Proximity key with push-start
- Remote engine start
- Hands-free trunk release
- Heated steering wheel
- Leather-wrapped steering wheel
- Leather-wrapped shifter knob
- Driver's auto-up window w/safety
- Illuminated vanity mirrors & sliding sunvisors
- Tricot seating surfaces (Cloth B-type)

Preferred with Tech Package

Includes Preferred content, plus:

Exterior

- 17" alloy wheels
- Power tilt-and-slide sunroof

Interior/Convenience/Safety

- Gloss black center console trim
- Dual zone auto climate control with auto rear window defogger
- Bluelink telematics & SiriusXM
- 10.25" full digital integrated cluster
- 10.25" touchscreen navigation
- Ambient interior lighting

Luxury	Luxury-HEV	N-Line Ultimate
Includes Preferred Tech pack content plus: <p>Exterior</p> <ul style="list-style-type: none"> • LED + Bulb / tail lights • LED mirror-mounted turn signals • Chrome coating front grille • Bumper body colour + molding black & chrome • Satin finish window beltline <p>Interior/Convenience/Safety</p> <ul style="list-style-type: none"> • Rear Up/Down headrests (LH/RH/CR) • Rear center armrest w/cupholders • 60/40 rear split back seats • Adaptive Cruise Control w/traffic stop & go • Forward Collision-Avoid. Assist car/pep/cyc • FCA -JX (with Junction-Turning) • HDA - Highway Driving Assist • EPB - Electronic Parking Brake w/autohold • Front passenger seatback pocket • Wireless charging pad • Bose audio system w/8-speakers • Compact spare wheel • Digital Key 2.0 • Leatherette seating surfaces 	Includes Luxury content plus: <p>Performance</p> <ul style="list-style-type: none"> • 1.6L hybrid w/ 32kW electric motor • 6-speed EcoShift Dual-Clutch Transmission • Multi-link rear suspension <p>Interior/Convenience/Safety</p> <ul style="list-style-type: none"> • Driver's auto-up window w/safety • Tire Mobility Kit 	Includes Luxury content plus: <p>Performance</p> <ul style="list-style-type: none"> • 1.6L Turbo-GDI 4-cyl. Engine • 7-speed Dual Clutch Transmission • Multi-link rear suspension • Sport-tuned suspension • Sport-tuned steering • Larger disc brakes (+1") front 16" & rear 15" <p>Exterior</p> <ul style="list-style-type: none"> • Sport front fascia (N Line) • Dark chrome front grille (N Line) • Sport rear diffuser (N Line) • Bumper color & black molding • Chrome dual-tip exhaust outlet • Glossy black side mirror caps • Glossy black rear lip spoiler • Glossy black beltline • Side sill body color • LED dual projection headlights • LED tail lights (full LED) <p>Interior/Convenience/Safety</p> <ul style="list-style-type: none"> • Sport leather seats with slide headrests • Power 8-way driver's seat w/lumbar adjustment • Aluminum sport metal pedals • Black interior headliner

[Changes/New for MY24](#)

2024 Elantra - Product Guide



New for 2024

Product Overview











Packaging

Colour

Features & Specifications

Summary of Changes

Combination Colour Application

Seat Type Interior Code				Essential Black Woven cloth NNB	Preferred Black Tricot cloth NNB	Luxury & Luxury-HEV Black Leatherette NNB		Luxury-HEV Light Grey Leatherette TVN	N-Line Ultimate Black Leather NNB
Colour Name	Code	Paint Type	Sample						
Abyss Black	A2B	Metallic		●	●	●	●	●	●
Atlas White	SAW	Metallic		●	●	●	-	●	●
Amazon Grey	A5G	Pearl		-	-	●	●	●	●
Cyber Grey	C5G	Metallic		●	●	●	-	-	-
Ecotronic Grey	PE2	Pearl		●	●	●	●	●	●
Intense Blue	YP5	Metallic		-	●	●	●	●	●
Ultimate Red	R2P	Metallic		-	●	●	-	●	●
Exotic Green	N4R	Metallic		-	-	-	-	-	●

2024 Elantra - Product Guide



New for 2024

Product Overview

Packaging

Colour

Features & Specifications

Summary of Changes

MECHANICAL			
	Elantra 2.0L	Elantra Hybrid 1.6L	Elantra N Line 1.6T
Engine			
Type	2.0L (1,999cc) MPI Atkinson in-line 4 cylinder	1.6L (1,580cc) GDI Atkinson in-line 4 cylinder	1.6L (1,598cc) Turbo GDI in-line 4 cylinder
Engine Family	Nu	KAPPA	GAMMA
Valve train	Intake & Exhaust CVVT, 16-Valve Swing Arms w/Hydraulic Adjuster	D-CVVT	Intake & Exhaust CVVD, 16-Valve Swing Arms w/ Hydraulic Adjuster
Intake system	2-step Variable Induction System + Variable Charge Motion (VCM)	Calibrated intake manifold	
Block/head composition	Aluminum		
Horsepower (HP) @ RPM	147 @ 6,200	104 @ 5,700	TBC
Torque (lb-ft) @ RPM	132 @ 4,500	108 @ 4000	TBC
Bore & stroke (mm)	81 x 97	72 x 97	75.6 X 89.0
Compression ratio (:1)	12.5	13.0	10.0
Fuel Delivery	Multi Point Injection (MPI)	Gasoline Direct Injection (GDI)	
Recommended fuel	Unleaded		
Exhaust	Single, unexposed		Twin Chrome exposed exhaust outlet
Hybrid Electric System			
Motor Type	-	Permanent Magnet Synchronous Motor (PMSM)	-
Electric motor Power Output	-	32 kW (43 HP)	-
Torque (lb-ft)	-	125	-
Battery Type	-	Lithium-ion Polymer	-
Voltage	-	240V	-
Battery System Capacity	-	1.32 kWh	-
Combined Powertrain Output			
Power Output (HP)	-	139	-
Torque (lb-ft)	-	195	-

MECHANICAL (cont'd)			
	Elantra 2.0L	Elantra Hybrid 1.6L	Elantra N Line 1.6T
Transmission & Drive System			
Drive Configuration	Front Wheel Drive		
Transmission Type	Smartstream Intelligent Variable Transmission (IVT)	6-speed EcoShift Dual Clutch Transmission (DCT)	7-Speed Dual Clutch Transmission (DCT)
Gear Ratios (:1)	IVT	DCT	
1st	2.680 - 0.385	3.867	3.643
2nd		2.217	2.174
3rd		1.371	1.826
4th		0.930	1.024
5th		0.956	0.809
6th		0.767	0.854
7th	-	-	0.717
Reverse	2.822 - 1.822	5.351	4.696
Final Gear Ratio	4.892	4.438 (1st - 4th) / 3.227 (5th - Reverse)	4.643 / 3.611
Electrical			
Ignition system Type	Distributorless (Plug Top Coil Type)	DLI (Plug on top)	TBC
Starter Rating	12V - 1.2KW	HSG	TBC
Alternator Rating	13.5V - 150A or 120A	HSG	TBC

MECHANICAL (cont'd)			
	Elantra 2.0L	Elantra Hybrid 1.6L	Elantra N Line 1.6T
Braking			
Type	Anti-lock Braking System (ABS) w/Electronic Brake Force Distribution (EBD)		
Front	280 mm / Ventilated Disc		305 mm / Ventilated Disc
Rear	262 mm / Solid Disc Type		284 mm / Solid Disc Type
Parking Brake	Mechanical / Electric (opt.)	Electric	
Steering			
Type	Column-mounted Motor Driven Power Steering (C-MDPS)		
Overall Ratio (:1)	12.9		12.7
Turns (lock to lock)	2.48		2.44
Wheel Diameter (mm)	370	360	370
Turning Diameter (m)	5.4		5.3

MECHANICAL (cont'd)			
	Elantra 2.0L	Elantra Hybrid 1.6L	Elantra N Line 1.6T
Suspension			
Front	MacPherson Strut with Coil Spring	MacPherson Strut with Coil Spring	MacPherson Strut with Coil Spring
Shock Absorbers	Hydraulic twin tube	Hydraulic twin tube	Hydraulic twin tube
Rear	Torsion Axle	Multi-link Independent	Multi-link Independent
Shock Absorber (Front & Rear)	S	S	S
Body/Chassis			
Type	Unibody	Unibody	Unibody
Primary Materials	High Tensile Steel	High Tensile Steel	High Tensile Steel
Drag Coefficient (cd)	0.28		0.31

MECHANICAL (cont'd)			
	Elantra 2.0L	Elantra Hybrid 1.6L	Elantra N Line 1.6T
Exterior Dimensions (mm)			
Wheelbase (mm)	2,720	2,720	2,720
Overall Length (mm)	4,710	4,710	4,710
Overall Width (mm)	1,825	1,825	1,825
Overall Height (mm)	1,415	1,420	1,420
15" Tread Width (Front / Rear)	1,593 / 1,604	-	-
16" Tread Width (Front / Rear)	1,585 / 1,596	-	-
17" Tread Width (Front / Rear)	1,579 / 1,590	1,579 / 1,593	-
18" Tread Width (Front / Rear)	-	-	1,567 / 1,580
Overhang (Front / Rear) (mm)	920 / 1,070		
Minimum Ground Clearance (mm)	135	140	140
Interior Dimensions (mm)			
Head Room (Front (w/o sunroof) / Rear)	989 (1,030) / 947		
Leg Room (Front / Rear)	1,074 / 964		
Shoulder Room (Front / Rear)	1,434 / 1,412		
Hip Room (Front / Rear)	1,356 / 1,282		

EXTERIOR						
	Essential	Preferred	Preferred Tech	Luxury	Luxury HEV	N Line Ultimate
● = Standard - = Not Available ○ - Optional						
Performance						
Smartstream 2.0L (1,999cc) MPI DOHC 4 cylinder engine	●	●	●	●	-	-
Smartstream 1.6L (1,580 cc) GDI DOHC 4-cylinder hybrid engine	-	-	-	-	●	-
Smartstream 1.6L (1,598cc) Turbo-GDI 4-cylinder engine	-	-	-	-	-	●
Engine idle stop & go	●	-	-	-	-	-
Hood insulator	●	●	●	●	●	●
Exhaust, single	●	●	●	●	●	-
Exhaust, chrome dual	-	-	-	-	-	●
Intelligent Variable Transmission (IVT)	●	●	●	●	-	-
6-speed EcoShift Dual-Clutch Transmission (DCT)	-	-	-	-	●	-
7-Speed Dual-Clutch Transmission (DCT) w/Steering-wheel mounted Paddle Shifters	-	-	-	-	-	●
Drive Mode Selection	●	●	●	●	●	●

EXTERIOR						
	Essential	Preferred	Preferred Tech	Luxury	Luxury HEV	N Line Ultimate
● = Standard - = Not Available ○ = Optional						
Wheels and Tires						
15 x 6.0J Aluminum-alloy wheels	●	-	-	-	-	-
16 x 6.5J Aluminum-alloy wheels	-	●	-	-	-	-
17 x 7.0J Aluminum-alloy wheels	-	-	●	●	●	-
18 x 7.5J Aluminum-alloy wheels	-	-	-	-	-	●
P195/65R15 all-season tires	●	-	-	-	-	-
P205/55R16 all-season tires	-	●	-	-	-	-
P225/45R17 all-season tires	-	-	●	●	●	-
P235/40R18 all-season tires	-	-	-	-	-	●
Compact Spare tire	●	●	●	●	-	●
Tire Mobility Kit	-	-	-	-	●	-

EXTERIOR (cont'd)						
	Essential	Preferred	Preferred Tech	Luxury	Luxury HEV	N Line Ultimate
● = Standard - = Not Available ○ - Optional						
Exterior Lighting						
Automatic headlights	●	●	●	●	●	●
LED daytime running lights	●	●	●	●	●	●
LED headlights (MFR)	●	●	●	●	●	-
LED Dual projection headlights	-	-	-	-	-	●
Center high mount stop lamp (CHMSL)	●	●	●	●	●	●
High Beam Assist (HBA)	●	●	●	●	●	●
LED tail lights + bulb	-	-	-	●	●	-
Full LED tail lights	-	-	-	-	-	●
Outside Mirrors						
Dual power-adjustable heated side mirrors	●	●	●	●	●	●
Body Colour	●	●	●	●	●	-
Gloss black	-	-	-	-	-	●
LED side mirror turn signal repeaters	-	-	-	●	●	●

EXTERIOR (cont'd)						
	Essential	Preferred	Preferred Tech	Luxury	Luxury HEV	N Line Ultimate
● = Standard - = Not Available ○ = Optional						
Moldings and Trim						
Bumpers (front & rear), body colour	●	●	●	●	●	●
Door handles, Body Colour	●	●	●	●	●	●
Window-belt moulding, black	●	●	●	-	-	-
Window-belt moulding, satin chrome	-	-	-	●	●	-
Dark chrome lower bumper accent	-	-	-	●	●	-
Front grille, dark chrome finish	-	-	-	●	●	-
Window-belt moulding, gloss black	-	-	-	-	-	●
Front grille, glossy black N Line-exclusive	-	-	-	-	-	●
Front & rear bumper fascia, N Line-exclusive	-	-	-	-	-	●
Side sill mouldings, gloss black	-	-	-	-	-	●
Rear spoiler, lip-type gloss black	-	-	-	-	-	●

EXTERIOR (cont'd)						
	Essential	Preferred	Preferred Tech	Luxury	Luxury HEV	N Line Ultimate
● = Standard - = Not Available ○ - Optional						
Glass & Wipers						
Solar control front glass	●	●	●	●	●	●
Solar control rear glass	●	●	●	●	●	●
Sunroof, Power tilt-and-slide	-	-	●	●	●	●
2-speed/intermittent windshield wipers	●	●	●	●	●	●
INTERIOR - Seating						
Cloth seating surfaces	●	-	-	-	-	-
Premium cloth seating surfaces	-	●	●	-	-	-
Leatherette seating surfaces	-	-	-	●	●	-
Sport Seats (Leather seating surfaces) with red stitching	-	-	-	-	-	●
6-way manually adjustable driver's seat	●	●	●	●	●	-
8-way power adjustable driver's seat w/ lumbar support	-	-	-	-	-	●
4-way manually adjustable front passenger's seat	●	●	●	●	●	●
Driver's seat height adjuster	●	●	●	●	●	●
Passenger seatback pocket	-	-	-	●	●	●
Heated front seats	●	●	●	●	●	●
60/40 split-folding rear seats	-	-	-	●	●	●
Rear seat centre armrest with cupholders and adjustable head restraints	-	-	-	●	●	●

INTERIOR (cont'd)						
● = Standard - = Not Available ○ - Optional	Essential	Preferred	Preferred Tech	Luxury	Luxury HEV	N Line Ultimate
Audio						
4.2" LCD cluster display	●	●	-	-	-	-
Wireless Android Auto™ & Apple CarPlay™	●	●	-	-	-	-
8" display audio AM/FM/MP3/HD audio system with 6 speakers	●	●	-	-	-	-
8" display audio AM/FM/XM®/MP3/HD audio system with 6 speakers	-	-	●	-	-	-
Bose® AM/FM/XM®/MP3/HD audio system with 8 speakers & external amplifier	-	-	-	●	●	●
10.25" Full digital integrated cluster	-	-	●	●	●	●
10.25" Touch-screen navigation system with Android Auto™ & Apple CarPlay™	-	-	●	●	●	●
Rearview camera with dynamic guidelines	●	●	●	●	●	●
USB/auxiliary connectivity	●	●	●	●	●	●
In-glass AM/FM antenna	●	●	●	●	●	●
Roof-mounted XM® antenna	-	-	●	●	●	●
Bluetooth® Hands-free Phone system w/voice recognition	●	●	●	●	●	●

INTERIOR (cont'd)						
● = Standard - = Not Available ○ - Optional	Essential	Preferred	Preferred Tech	Luxury	Luxury HEV	N Line Ultimate
Trim						
Roof Trim, High density non-woven	●	●	●	●	●	-
Black interior headliner	-	-	-	-	-	●
Door handles, black paint	●	●	●	●	●	●
Door armrest, integrated	●	●	●	●	●	●
Front and rear map pockets with bottle holders	●	●	●	●	●	●
Sunvisors with vanity mirrors	●	●	●	●	●	●
Sunvisors, Illuminated vanity mirrors with extensions	-	●	●	●	●	●
Urethane shift knob	●	-	-	-	-	-
Leather wrapped shift knob	-	●	●	●	●	●
Gloss black center console trim	-	-	●	●	●	●
Red Stitching and Sport Accents	-	-	-	-	-	●

INTERIOR (cont'd)						
● = Standard - = Not Available ○ - Optional	Essential	Preferred	Preferred Tech	Luxury	Luxury HEV	N Line Ultimate
HVAC						
Air conditioning, Manual climate control	●	●	-	-	-	-
Air conditioning, Dual-zone automatic temperature control w/auto defogger	-	-	●	●	●	●
Cabin air filter	●	●	●	●	●	●
Rear window defroster Electronic w/ timer	●	●	●	●	●	●
Steering wheel						
Urethane steering wheel	●	-	-	-	-	-
Leather-wrapped steering wheel	-	●	●	●	●	●
Heated steering wheel	-	●	●	●	●	●
Steering wheel mounted paddle shifters	-	-	-	-	-	●
Tilt-and-telescopic steering wheel	●	●	●	●	●	●
Audio and telephone controls	●	●	●	●	●	●
Cruise control	●	●	●	●	●	●
Bluetooth® controls	●	●	●	●	●	●

INTERIOR (cont'd)						
● = Standard - = Not Available o - Optional	Essential	Preferred	Preferred Tech	Luxury	Luxury HEV	N Line Ultimate
Instrumentation						
Meters/ gauges, Speedometer	●	●	●	●	●	●
Meters/ gauges, Tachometer	●	●	●	●	●	●
Meters/ gauges, Fuel level	●	●	●	●	●	●
Meters/ gauges, Coolant temperature	●	●	●	●	●	●
Meters/ gauges, Odometer, digital	●	●	●	●	●	●
Meters/ gauges, Trip odometer, digital	●	●	●	●	●	●
Meters/ gauges, External temperature display	●	●	●	●	●	●
Indicators, Cruise control	●	●	●	●	●	●
Indicators, PRND, Digital (automatic only)	●	●	●	●	●	●
Indicators, Turn signal/ hazard	●	●	●	●	●	●
Indicators, High beam	●	●	●	●	●	●
Warning lights, Oil pressure	●	●	●	●	●	●
Warning lights, Battery charge	●	●	●	●	●	●
Warning lights, Door ajar	●	●	●	●	●	●
Warning lights, Airbag	●	●	●	●	●	●
Warning lights, Seatbelt	●	●	●	●	●	●
Warning lights, Low fuel	●	●	●	●	●	●
Warning lights, Parking brake/ brake fluid	●	●	●	●	●	●
Warning lights, Check engine	●	●	●	●	●	●
Warning lights, ABS, ESC	●	●	●	●	●	●
Warning lights, Low washer fluid	●	●	●	●	●	●
Warning chimes, Key- in - ignition warning w/ door ajar	●	●	●	●	●	●
Warning chimes, Driver Seatbelt reminder	●	●	●	●	●	●
Adjustable illumination level	●	●	●	●	●	●

INTERIOR (cont'd)						
● = Standard - = Not Available o - Optional	Essential	Preferred	Preferred Tech	Luxury	Luxury HEV	N Line Ultimate
Convenience Features						
Trip computer (Distance to empty, Avg. Fuel Consump., Avg. Speed, Elapsed time)	●	●	●	●	●	●
Cruise control (Steering wheel mounted)	●	●	●	●	●	●
Power windows, Front	●	●	●	●	●	●
Power windows, Rear	●	●	●	●	●	●
Power windows, Driver's auto- down	●	●	●	●	●	●
Power windows, Driver's auto-up with pinch protection	-	●	●	●	●	●
Illuminated window switches	●	●	●	●	●	●
Power door locks, 2- turn unlock, inside handle override	●	●	●	●	●	●
Remote keyless entry system w/alarm, panic & remote trunk release	●	●	●	●	●	●
Proximity keyless entry with push-button ignition and remote start	-	●	●	●	●	●
Hands-free Smart Trunk	-	●	●	●	●	●
Remote releases, Hood	●	●	●	●	●	●
Remote releases, Trunk lid	●	●	●	●	●	●
Remote releases, Fuel filter door	●	●	●	●	●	●

INTERIOR (cont'd)						
● = Standard - = Not Available o - Optional	Essential	Preferred	Preferred Tech	Luxury	Luxury HEV	N Line Ultimate
Convenience Features (cont'd)						
Console storage (below HVAC controls)	●	●	●	●	●	●
Front centre console with storage compartment (fixed armrest)	●	●	●	●	●	●
Cup holders, dual, Front centre console-mounted	●	●	●	●	●	●
Rear centre armrest w/ cup holders	-	-	-	●	●	●
12-Volt outlet	●	●	●	●	●	●
2 rear center console USB Type-C ports	●	●	●	●	●	●
USB (2) – one Type-C and one Type-A	●	●	●	●	●	●
Glove compartment	●	●	●	●	●	●
Rear coat hangers (1)	●	●	●	●	●	●
Inside rear view mirror, Manual day/night	●	●	●	●	●	●
Wireless charging pad	-	-	-	●	●	●
Bluelink telematics & SiriusXM	-	-	●	●	●	●
Electric Parking Brake with Vehicle AutoHold	-	-	-	●	●	●

INTERIOR (cont'd)						
● = Standard - = Not Available o = Optional	Essential	Preferred	Preferred Tech	Luxury	Luxury HEV	N Line Ultimate
Lights						
Front map lights	●	●	●	●	●	●
Central dome light (w/ Delay)	●	●	●	●	●	●
Cargo area light	●	●	●	●	●	●
Illuminated ignition key cylinder surround	●	●	●	●	●	●
I/P switch illumination (hazard)	●	●	●	●	●	●
Ambient lighting (64 colours)	-	-	●	●	●	●
Connectivity & Keys						
Hyundai Digital Key 2.0	-	-	-	●	●	●
Keys, 2 (standard)	●	-	-	-	-	-
Keys, 2 (Proximity Key)	-	●	●	●	●	●
New “H” design Fobs	-	●	●	●	●	●

SAFETY/SECURITY	
● = Standard - = Not Available o - Optional	ALL
Restraint Systems	
Airbags, Driver & front passenger - Advanced type	●
Airbags, Occupant Classification System (OCS)	●
Airbags, Driver & front passenger side impact	●
Airbags, Side air curtains (front & rear passengers)	●
Front & Rear seat-mounted side-impact airbags	●
Event data recorder	●
Front seats, 3-point seatbelt	●
Front seats, Front adjustable shoulder belt height	●
Front seats, Front seatbelt pretensioners	●
Rear seats 3- Points seatbelt, all positions	●
LATCH Lower Anchors and Upper Tether Anchors for Children	●
Power window lock-out button	●
Child safety locks (rear)	●

SAFETY/SECURITY (cont'd)						
● = Standard - = Not Available o - Optional	Essential	Preferred	Preferred Tech	Luxury	Luxury HEV	N Line Ultimate
Active Safety						
Vehicle Stability Management (VSM)	●	●	●	●	●	●
Electronic Stability Control system (ESC) w/ Traction Control System (TCS)	●	●	●	●	●	●
Anti-lock Braking System (ABS) w/Electronic Brake- force Distribution (EBD)	●	●	●	●	●	●
Brake Assist (BA) & Hillstart Assist Control (HAC)	●	●	●	●	●	●
Lane Departure Warning (LDW) & Lane Following Assist (LFA)	●	●	●	●	●	●
Lane Keeping Assist Assist Line/Road-edge (LKA) with haptic feedback warning	●	●	●	●	●	●
Driver Attention Warning (DAW)	●	●	●	●	●	●
High Beam Assist (HBA)	●	●	●	●	●	●
Rear Occupant Alert (ROA) - door logic type & Rear Seat Belt Reminder	●	●	●	●	●	●
ISLA (Intelligent Speed Limit Warning & Assist)	●	●	●	●	●	●
Blind-Spot Collison-Avoidance Assist (BCA)	-	●	●	●	●	●
Rear Cross-Traffic Collision-Avoidance Assist (RCCA)	-	●	●	●	●	●
Safe Exit Warning (SEW)	-	●	●	●	●	●
Forward Collision-Avoidance Assist (FCA) w/Pedestrian & Cyclists	●	●	●	-	-	-
Forward Collision-Avoidance Assist (FCA) w/Ped/Cyc & Junction Turning Detection	-	-	-	●	●	●
Adaptive Cruise Control (ACC) with traffic stop & go	-	-	-	●	●	●
Highway Driving Assist (HDA)	-	-	-	●	●	●

SAFETY/SECURITY (cont'd)						
	Essential	Preferred	Preferred Tech	Luxury	Luxury HEV	N Line Ultimate
Passive Safety						
Energy-absorbing steering column	•	•	•	•	•	•
Front & rear crumple zones	•	•	•	•	•	•
Body side reinforcements	•	•	•	•	•	•
Shift-interlock system	•	•	•	•	•	•
Immobilizer	•	•	•	•	•	•
Anti-theft system integrated w/ Remote Keyless Entry and Panic alarm	•	•	•	•	•	•
Emergency trunk release	•	•	•	•	•	•
Front crash box and straightened side members	•	•	•	•	•	•
High-tensile steel and hot-stamping method	•	•	•	•	•	•
Front seatbelt anchor pretensioner	•	•	•	•	•	•
Rear door dual beams	•	•	•	•	•	•

DIMENSIONS/WEIGHTS/CAPACITIES (cont'd)			
	Elantra 2.0L	Elantra Hybrid 1.6L	Elantra N Line 1.6T
Weights/Capacities			
Curb Weight (kg)	1,275 – 1,340	1,410	1,370
Gross Weight (kg)	1,750	1,850	1,810
Volume (L)			
Passenger Compartment	2,815	2,815	2,815
Cargo- Trunk	402	402	402
Total	3,216	3,216	3,216
Capacities			
Fuel tank (L)	47	42	47
Engine oil (L) (filter included)	4.3	4.1	4.8
Engine coolant (L)	2.42	2.65	3.1
Fuel Economy			
	IVT	DCT	DCT
City (L/100km)	7.3	4.8	8.3
Highway (L/100km)	5.7	4.5	6.8
Combined (L/100km)	6.5	4.7	7.6

2024 Elantra - Product Guide



New for 2024

Product Overview

Packaging

Colour

Features & Specifications


Summary of Changes

2024 Elantra Product Guide Chronological Summary of Changes

<u>DATE</u>	<u>PAGE</u>	<u>DESCRIPTION</u>
August 11 th , 2023	All	Product Guide publication
November 6 th , 2023	40 & 78	Fuel Economy numbers for hybrid version
November 20 th , 2023	40 & 78	Fuel Economy numbers for N-line version – 1.6L turbo engine

Stay Tune for the N Version!

Thank you



Pat Lefebvre
Senior Product Planner